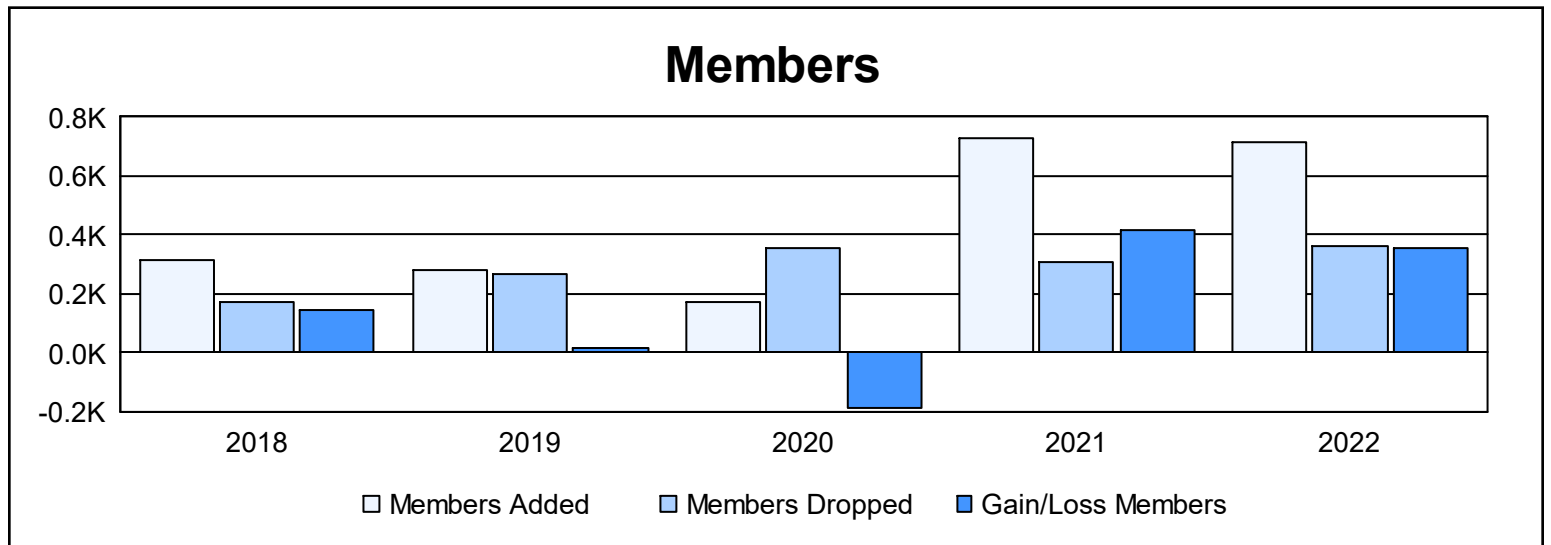
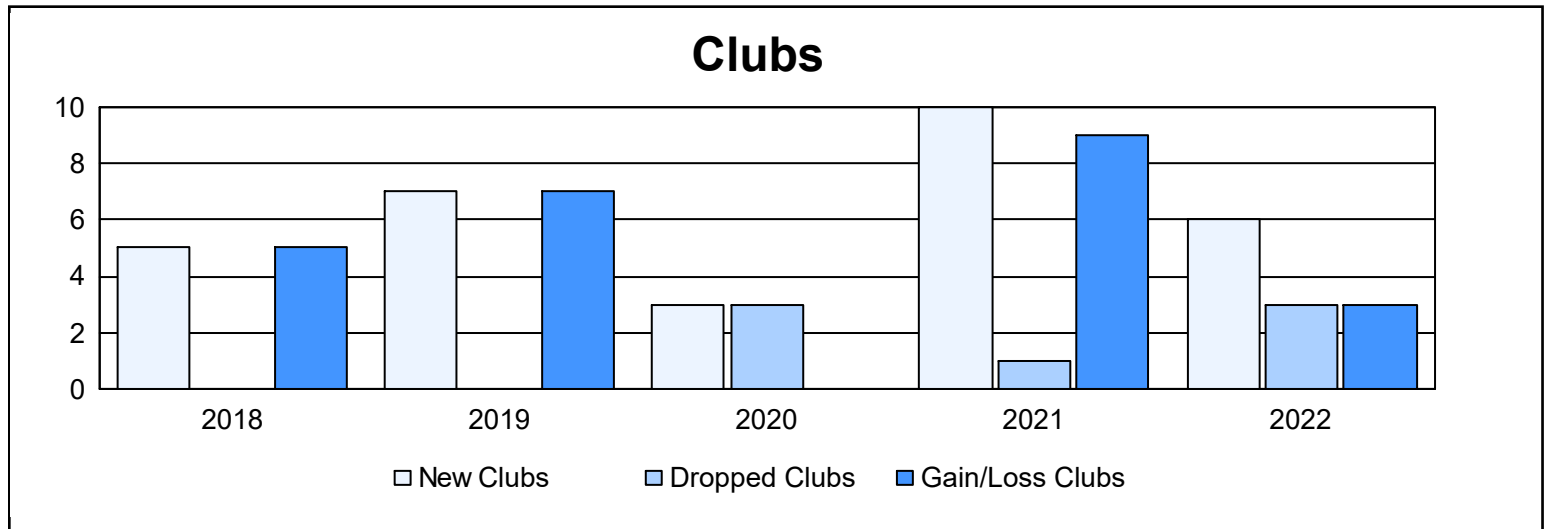
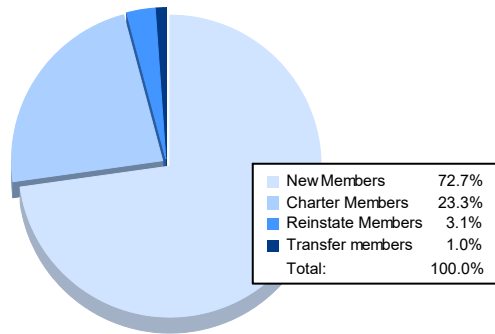


Year	New Clubs	Dropped Clubs	Gain/ Loss Clubs	New Members	Charter Members	Reinstate Members	Transfer Members	Total Member Added	Total Members Dropped	Gain/ Loss Members
2017-2018	5	0	5	204	101	11	0	316	169	147
2018-2019	7	0	7	71	190	14	8	283	268	15
2019-2020	3	3	0	71	82	16	2	171	358	-187
2020-2021	10	1	9	459	251	13	3	726	310	416
2021-2022	6	3	3	522	167	22	7	718	363	355
<b>Average</b>	<b>6</b>	<b>1</b>	<b>5</b>	<b>265</b>	<b>158</b>	<b>15</b>	<b>4</b>	<b>443</b>	<b>294</b>	<b>149</b>



### Membership Composition June 2022 Cumulative



### Gender Composition June 2022 Cumulative

